

ZIMELE UNIT TRUST BALANCED FUND FACT SHEET APRIL 2026

About Unit Trust Balanced Fund	
Fund Launch Date	April-07
Admin Fee	3%
Annual Management Fee	2.50%
Currency	Kenya Shillings
Minimum Investment	Kshs. 100
Minimum-Top-up	Kshs. 100
Fund Size	Kshs. 426.74 Million
Fund Manager	Zimele Asset Management Ltd
Fund Trustee	KCB Bank Kenya Ltd
Fund Custodian	Standard Chartered Bank Kenya Limited
Fund Auditor	Louse & Associates
Income Distribution	Monthly
Fund Benchmark	Composite Index (NSE-20 Share Index, FTSE Bond Index)
Risk Profile	Moderate
Minimum NAV	17.753
Maximum NAV	18.2528
Sharpe Ratio	0.23
Expense Ratio	0.01

Economic Commentary and Market Outlook

Macroeconomy

By the end of April 2026, the economy continued to record resilient growth, supported by strong performance in the services and industrial sectors alongside moderate expansion in agriculture. Economic activity remained robust despite heightened global uncertainties arising from the conflict in the Middle East, which continued to disrupt global supply chains and increase international energy prices. Growth in the industrial sector was sustained by improved manufacturing activity, stable energy supply, easing domestic input costs, and ongoing recovery in construction and related activities. The services sector remained the key driver of overall economic growth, supported by strong performance in accommodation and food services, finance and insurance, transport and storage, real estate, wholesale and retail trade, and ICT-related activities.

The Monetary Policy Committee (MPC) decided to maintain the Central Bank Rate (CBR) at 8.75 percent. The Committee observed that the conflict in the Middle East had intensified inflationary pressures globally through higher oil and energy prices, although Kenya's overall inflation was expected to remain within the target range in the near term, supported by exchange rate stability, easing food inflation, and prudent monetary policy. The Committee further noted that major central banks had maintained their policy rates unchanged as they continued to assess the implications of the geopolitical conflict on global inflation and growth prospects.

Inflation

Headline inflation increased to 5.59 percent in April 2026 from 4.39 percent in March 2026. Non-core inflation increased to 13.4 percent from 10.8 percent in March 2026, mainly on account of higher energy prices and select vegetable items. Core inflation increased to 2.8 percent from 2.1 percent driven by increased prices of processed food items and international flights Exchange rates.

Exchange Rate and Forex Reserve

The Kenya Shilling remained stable against major international and regional currencies during the month ending Apr 30. It exchanged at Ksh 129.19 per US dollar on Apr 30 while on Mar 31 was 129.93. Overall, in 12 months to Apr 2026, the Kenya Shilling recorded 0.11 percent gain against the USD, similarly, KSHS weakened against Tshs at 0.96 percent and strengthened against Ushs, Euro and STG pound by 0.28, 1.48 and 1.62 respectively.

The usable foreign exchange reserves remained adequate at USD 13,226 million (5.6 months of import cover) as of April 29. This meets CBK's statutory requirement to endeavor to maintain at least 4 months of import cover

Equity Market

At the Nairobi Securities Exchange, the NASI, NSE 25 and NSE 20 share price indices decreased by 0.51 percent, 1.04 percent and 1.22 percent, respectively, during the week ending April 30, 2026. Market capitalization, total shares traded and equity turnover also decreased by 0.51 percent, 71.98 percent and 34.75 percent respectively. Meanwhile, the Zimele Balanced Fund recorded 1.62% gain during the month.

Global Economic Outlook

Concerns about inflation in the major economies remained during the week ending April 29, 2026, largely reflecting elevated global energy prices amid heightened geopolitical tensions. The US Federal Reserve Bank, Bank of England and Bank of Canada kept their policy rates unchanged during the week as they continue to monitor the impact of the conflict in the Middle East on inflation and growth. In the Euro Area, inflation rose to 3.0 percent in April 2026 from 2.6 percent in March, reflecting the effects of higher energy prices. The US Dollar Index strengthened by 0.4 percent during the week, supported by safe-haven demand

International oil prices increased during the week ending April 29, driven by concerns over prolonged supply disruptions due to the conflict in the Middle East. Murban crude oil prices increased to USD 100.21 per barrel on April 29, from USD 92.38 per barrel on April 23.

Key Features of the Fund

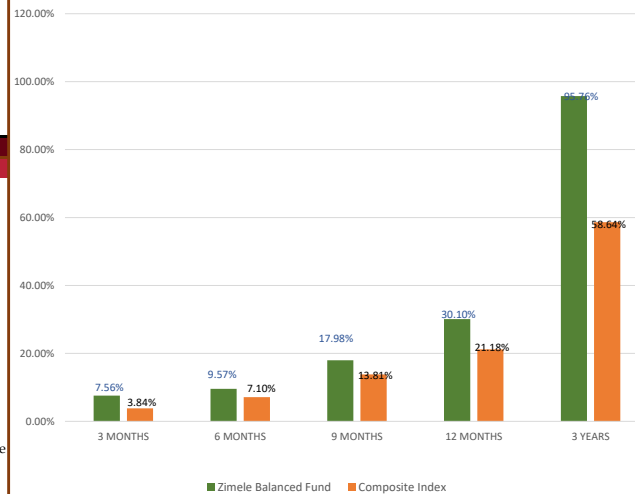
- >Competitive returns
- >No penalties
- >Returns credited to statements is net of tax
- >Enhanced safety of funds
- >Returns based on appreciation of unit prices
- >Deposit and withdrawal via M-Pesa
- >Online statements
- >Professional fund management

Zimele Balanced Fund is Ideal for:

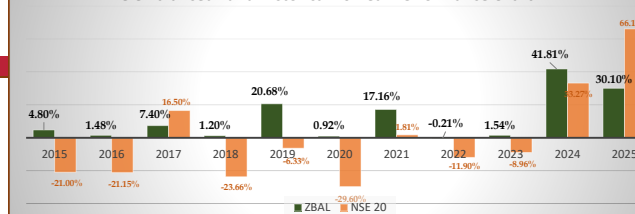
Investors seeking capital appreciation; the price of units will rise and fall based on the performance of underlying investments; the component of listed shares makes it moderately risky and is therefore recommended for investors with medium term or long term goals

Fund Performance-April 2026

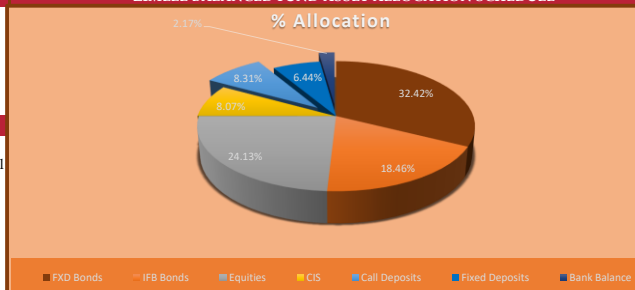
ZBALF FUND PERFORMANCE APRIL 2026



Zimele Balanced Fund Historical 10-Year Performance Chart



ZIMELE BALANCED FUND ASSET ALLOCATION SCHEDULE



Statutory Disclaimer: Past Performance is not an indicator of future performance as investment returns may rise or fall. Zimele Asset Management Firm is regulated by Capital Markets Authority. The Authority does not take responsibility for the financial soundness of the scheme or for the correctness of any statements made or opinions expressed in this regard. For more information on the funds visit <https://www.zimele.co.ke/>